



# Aquila Wing Parts Catalogue

Issue 1 – 25.05.05

21 Monaco Place, Westmead, Kwa-Zulu Natal, South Africa

PO Box 214, Gillitts, 3603, South Africa

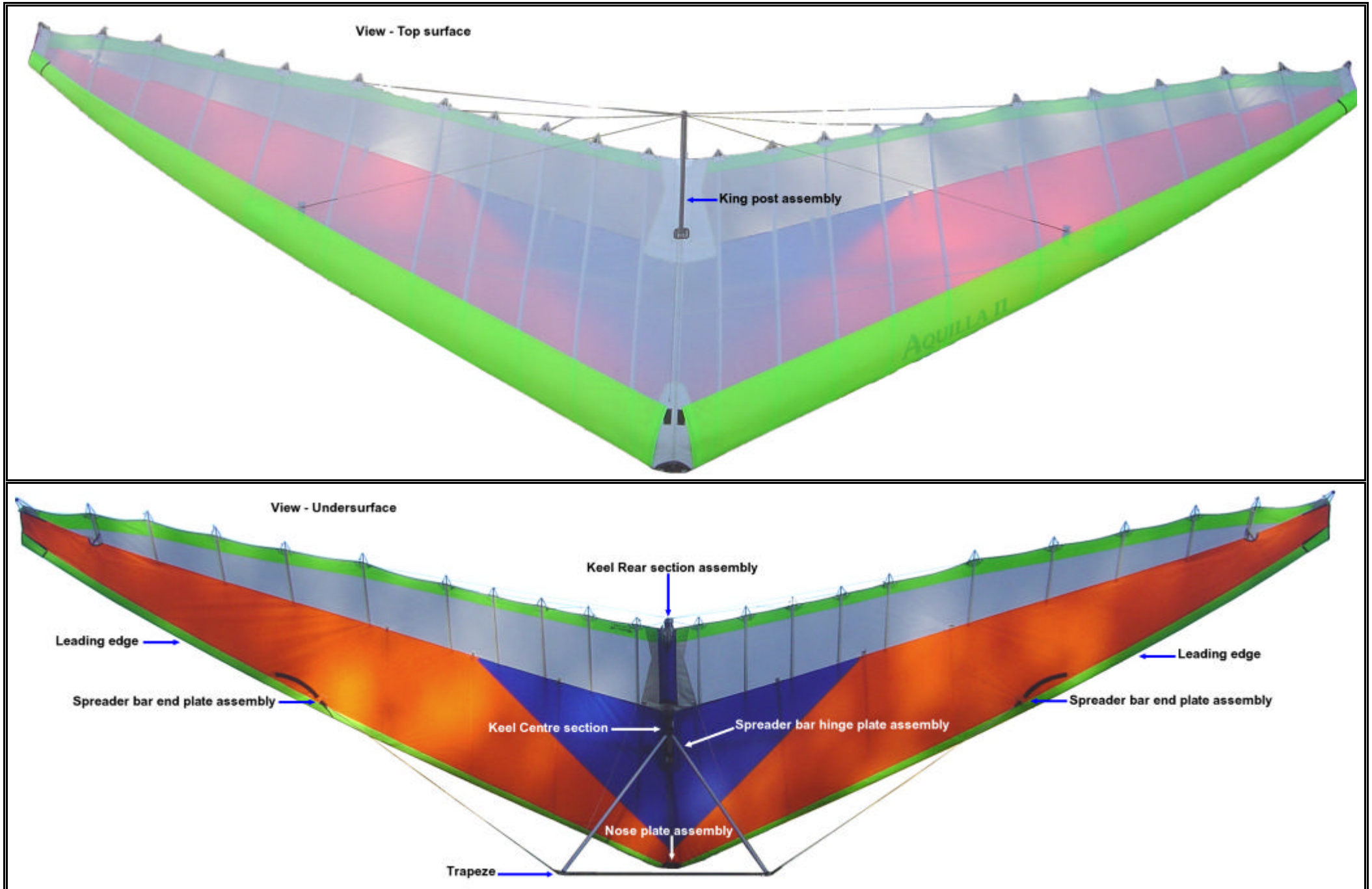
Tel: +27 (0)31 7002806 Fax: +27 (0)31 7005502

Website: [www.solowings.co.za](http://www.solowings.co.za) e-mail: [info@solowings.co.za](mailto:info@solowings.co.za)


## CONTENTS

SECTION	PAGE
<b>GENERAL ARRANGEMENT</b>	<b>2</b>
<b>Keel</b>	<b>3-6</b>
Nose plate assembly	3
Centre section assembly	4
Rear section assembly	5
Part list	6
<b>Spreader Bar</b>	<b>7-9</b>
Spreader bar hinge plate assembly	7
Spreader bar to leading edge end plate assembly	8
Part list	9
<b>King Post</b>	<b>10-11</b>
King post assembly	10
Part list	11
<b>Trapeze control frame</b>	<b>12-14</b>
Trapeze top section assembly	12
Trapeze corner assembly	13
Part list	14
<b>Leading edge</b>	<b>15-16</b>
Leading edge tip assembly	15
Part list	16
<b>Wing Frame</b>	<b>17-18</b>
Final assembly	17
Part list	18
<b>Battens</b>	<b>19-22</b>
Battens Aquilla I	19
Part list	20
Battens Aquilla II	21
Part list	22


## GENERAL ARRANGEMENT – AQUILLA WING




NOSE PLATE ASSEMBLY



KEEL - CENTRE SECTION ASSEMBLY




KEEL - REAR SECTION ASSEMBLY



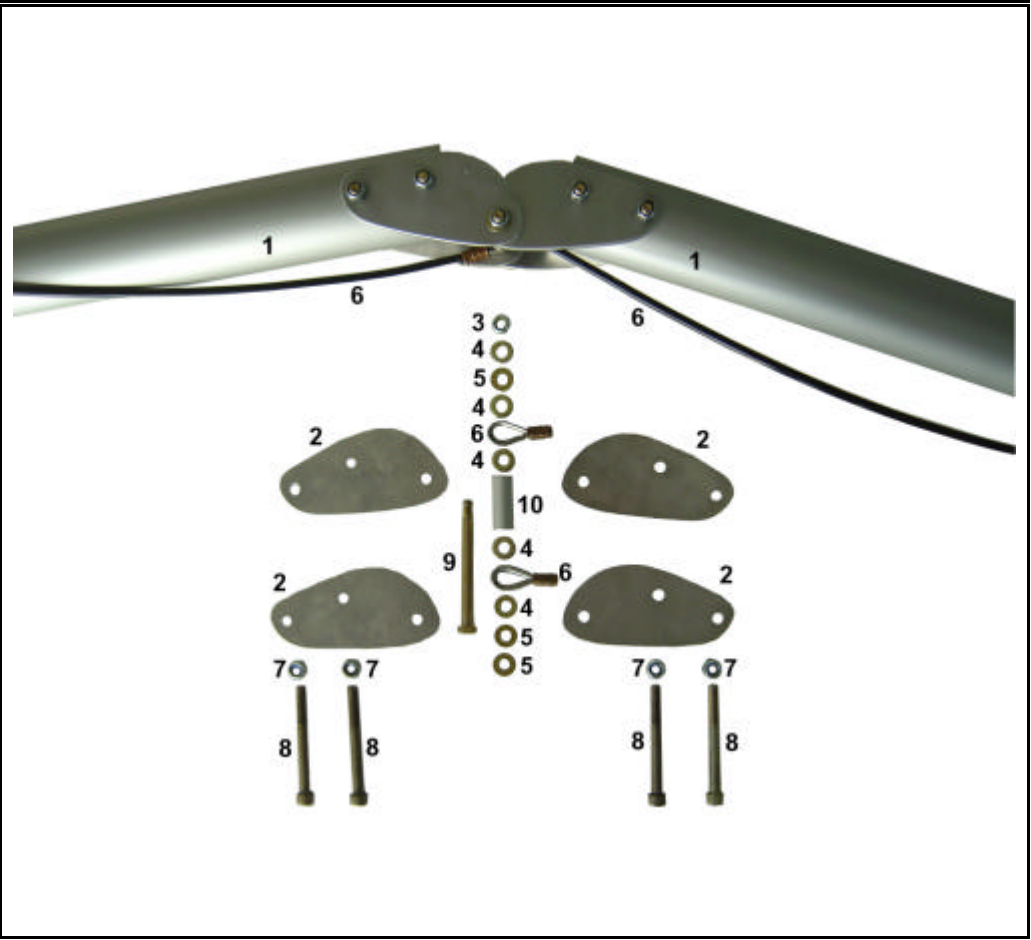
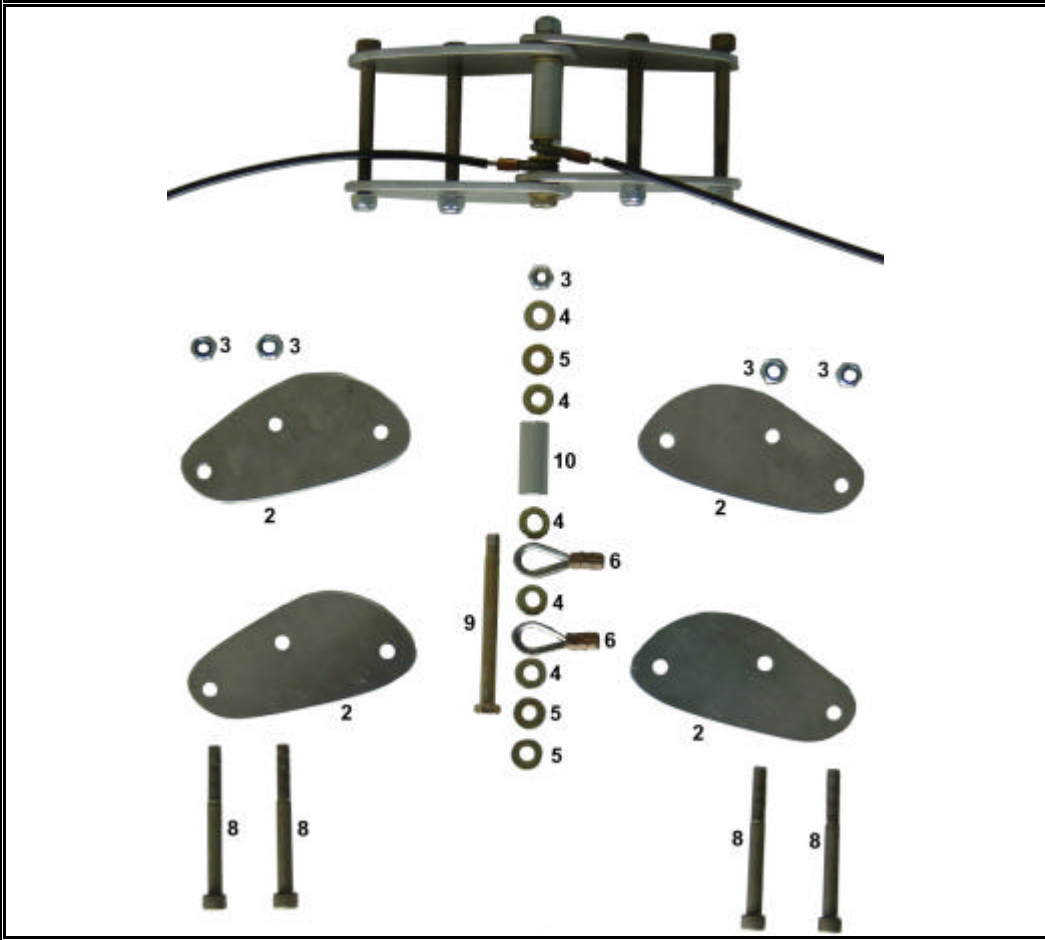
ITEM	PART NUMBER	DESCRIPTION
1	009-4 ; 009-5	Keel
2	580-1	6 x 12 x 1 washer (9)
3	583-0	Mylar washer (4)
4	590-0	M6 nylock (8)
5	529-0	M6 x 75 crop bolt (2)
6	531-0	M6 x 80 hex bolt
7	530-0	M6 x 75 hex bolt
8	119-1	Nose catch
9	039-0	Nose plate (2)
10	720-0	Saddle 6mm (7)
11	532-0	M6 x 70 bolt
12	580-2	6 x 22 x 1.5 washer
13	736-0	Pylon protector
14	542-0	M8 x 75 bolt
15	597-0	M8 wing nut
16	581-1	8 x 22 x 1.5 washer (4)
17	588-0	Safety ring (3)
18	527-0	M6 x 65 bolt
19	030-0	Trapeze U-bracket
20	546-0	M8 x 70 bolt
21	591-0	M8 nylock
22	011-1	Hang block
23	528-0	M6 x 85 bolt
24	702-0	Keel plug
25	738-0	Hang block bolt guide (15mm) (2)
26	737-0	Hang block bolt guide (20.5mm) (2)
27	547-0	M6 x 80 drilled
28	512-0	Nose catch pin
29	590-1	M6 nut
30	548-0	M6 x 75 bolt
31	735-0	Kingpost plug
32	005-1 ; 005-2	Leading edge (2)
33	903-0	Long D-shackle
34	802-3 ; 802-4	Front flying cables (2)

SPREADER BAR HINGE PLATE ASSEMBLY


AQUILLA I & WINDLASS



AQUILLA II

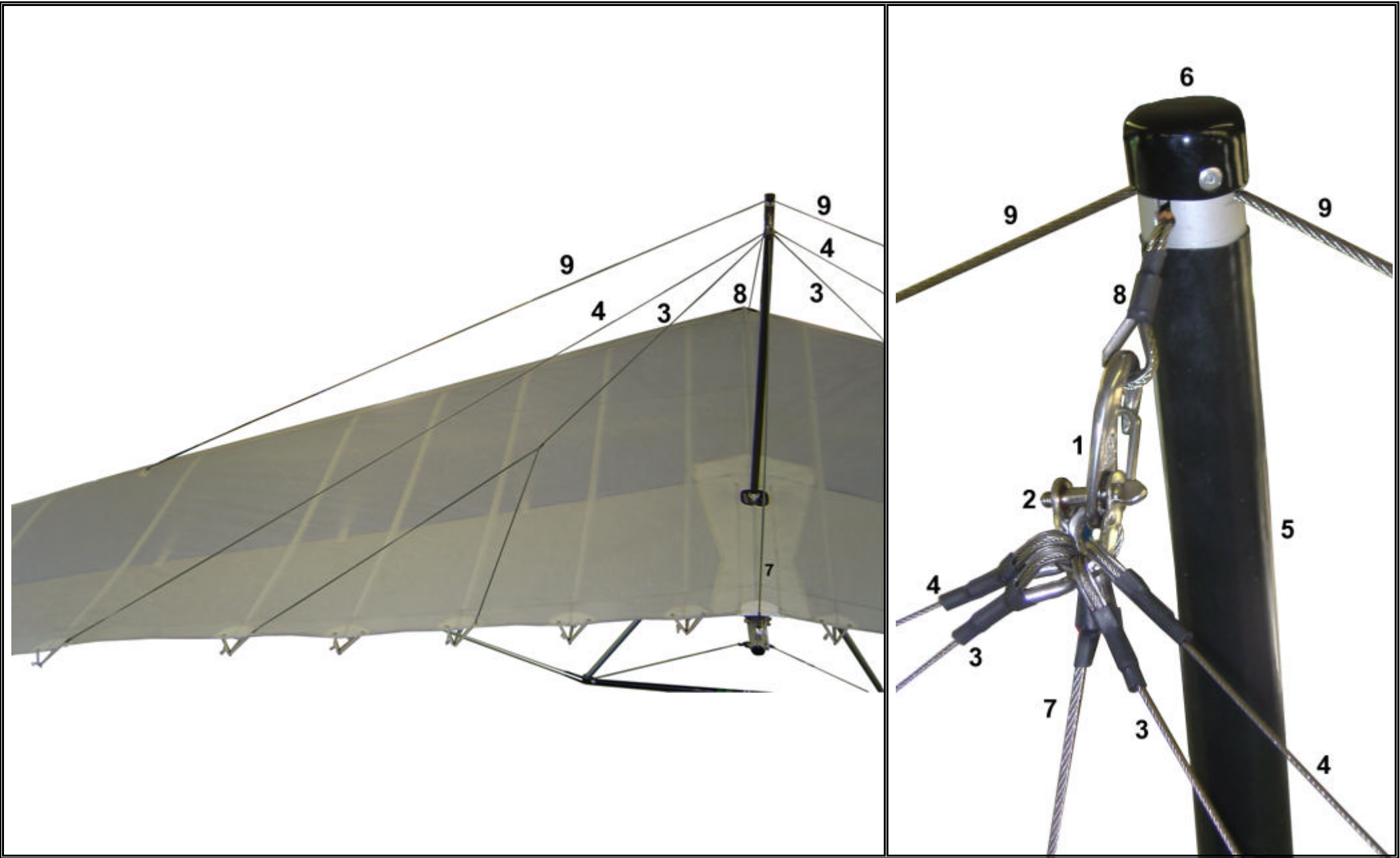


SPREADER BAR TO LEADING EDGE - END PLATE ASSEMBLY



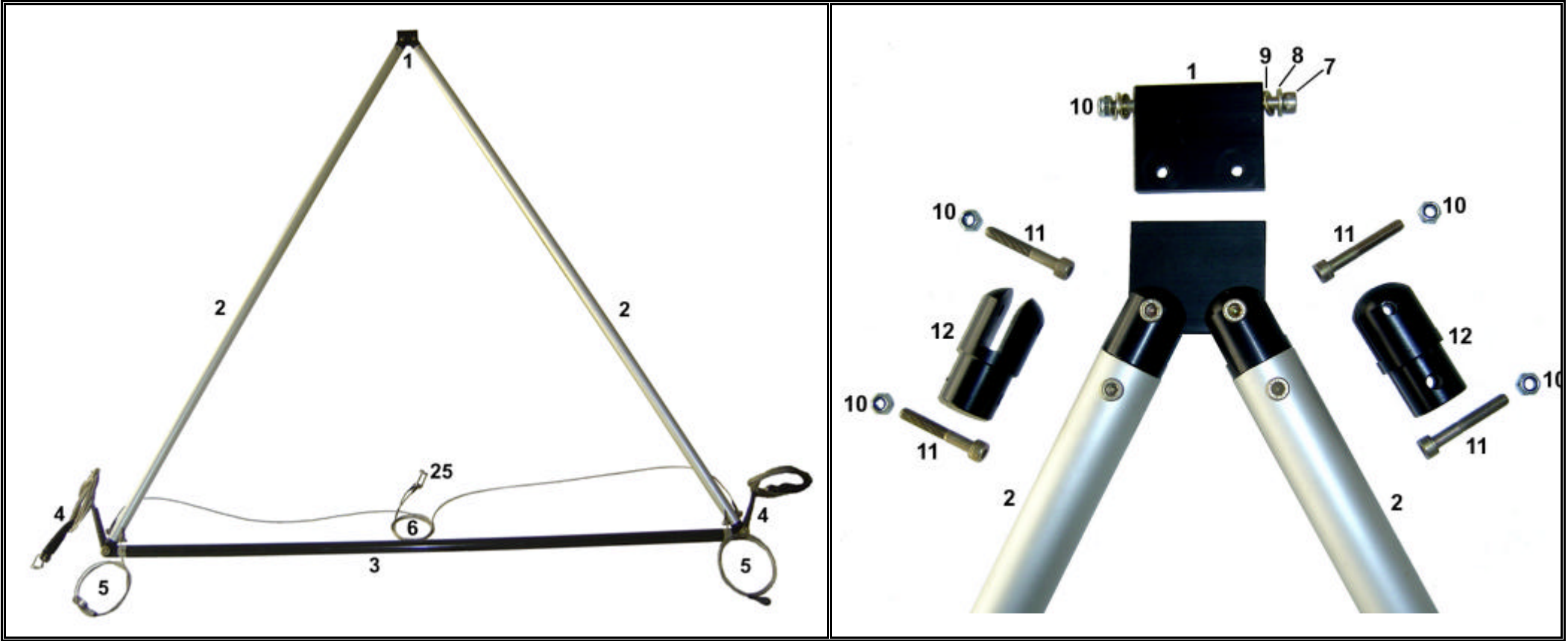
ITEM	PART NUMBER	DESCRIPTION
1	036-1	Spreader bar (2)
2	037-1	Spreader bar hinge plates (4)
3	593-0	Nylock 5/16 (4)
4	581-2	8 x 17 x 2 washer (5)
5	581-3	8 x 17 x 1 washer (3)
6	801-4 ; 801-5	Spreader bar cable with copper swage (2)
7	591-0	M8 nylock (7)
8	543-0	M8 x 80 cap screw (4)
8	537-0	AN31A bolt (4)
9	538-0	M8 x 90 bolt (3)
9	539-0	AN 34A bolt (3)
10	930-0	Aluminium hinge bolt spacer
11	804-1 ; 804-3	Side flying cable (4)
12	545-0	M8 x 84 cropped bolt
13	038-1	Spreader bar end plate (2)
14	805-3 ; 805-4	Top side cable
15	581-4	8 x 17.2 x 2 washer

KING POST ASSEMBLY




ITEM	PART NUMBER	DESCRIPTION
1	901-0	Snap hook – fits on kingpost rear cable
2	902-0	Small D-shackle
3	813-0 ; 813-1	Luff lines - split (2)
4	812-0 ; 812-1	Luff lines – long (2)
5	010-1	King post
6	735-0	King post cap
7	806-2 ; 806-3	King post rear cable
8	806-2 ; 806-3	King post front cable
9	805-3 ; 805-4	Top side cable

TRAPEZE – TOP SECTION ASSEMBLY




TRAPEZE – CORNER ASSEMBLY

AQUILLA I & WINDLASS




AQUILLA II



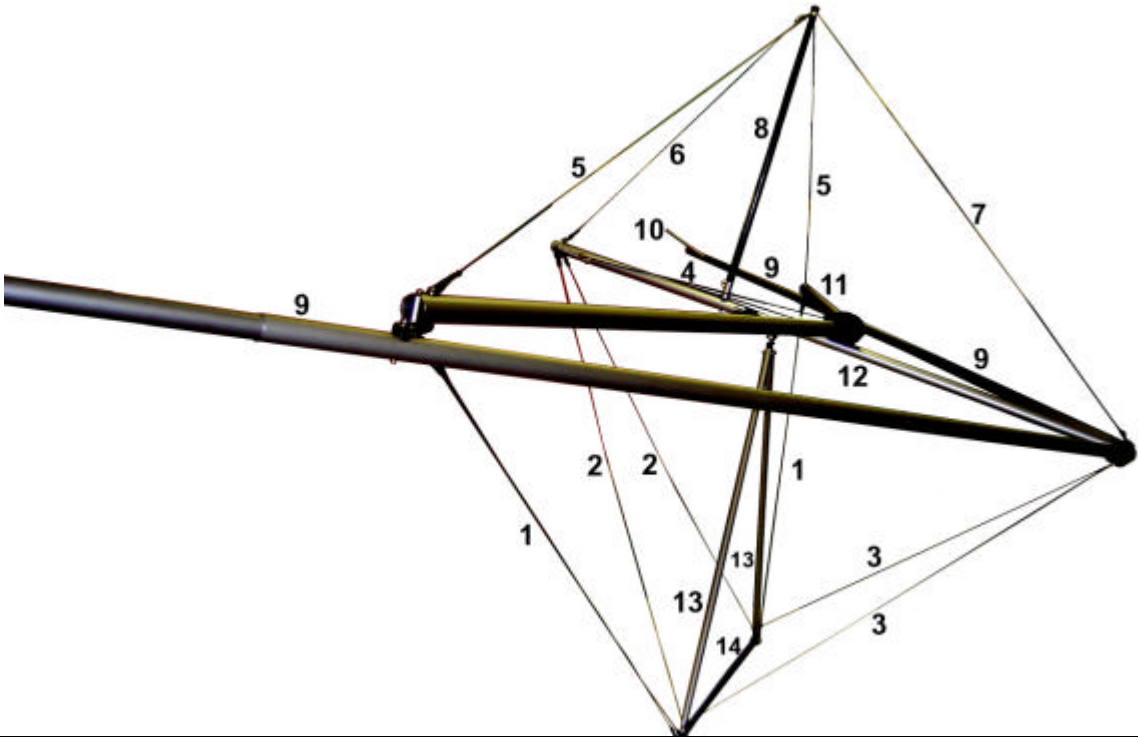
ITEM	PART NUMBER	DESCRIPTION	AQ 1 & WL	AQ II
1	031-0	Trapeze flat	(1)	(1)
2	034-0	Down tube	(2)	(2)
3	035-1	Cross tube	(1)	(1)
4	804-1 ; 804-3	Side flying cable	(4)	(4)
5	803-3 ; 803-4	Rear flying cable	(1)	(1)
6	802-3 ; 802-4	Front flying cable	(1)	(1)
7	528-1	M6 x 85 cropped bolt	(1)	(1)
8	580-3	6 x 11 x 2 washer (thick)	(1)	(1)
9	580-4	6 x 11 x 1 washer (thin)	(1)	(1)
10	590-0	M6 nylock	(9)	(7)
11	524-0	M6 x 40 bolt	(8)	(4)
12	032-0	Trapeze top fork fitting	(2)	(2)
13	534-0	M6 x 45 bolt drilled	(2)	(2)
14	596-0	M6 wing nut	(2)	(2)
15	588-0	Large safety ring	(2)	(2)
16	900-0	Bow shackle	(2)	(0)
17	583-0	Mylar washers	(2)	(2)
18	033-0 ; 033-1	Trapeze corner fitting (M6 hole)	(4)	(2)
19	535-0	M8 x 48 cropped bolt	(0)	(2)
20	581-5	8 x 22 x 4 washer	(0)	(8)
21	591-0	M8 nylock	(0)	(2)
22	536-0	M6 x 55 bolt	(0)	(2)
23	580-5	6 x 19 x 2 washer	(0)	(8)
24	033-1	Trapeze corner fitting (M8 hole)	(0)	(2)
25	903-0	Long D-shackle	(1)	(1)

LEADING EDGE - TIP ASSEMBLY

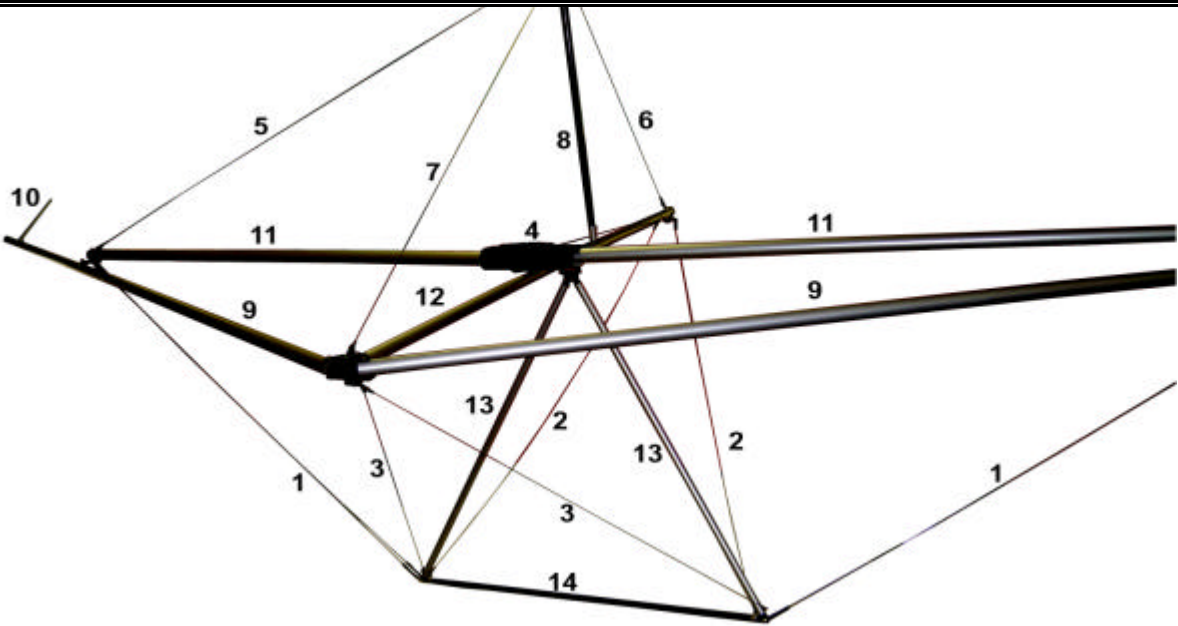


ITEM	PART NUMBER	DESCRIPTION
1	005-1 ; 005-2	Leading edge (2)
2	029-1	Washout tube (2)
3	734-0 ; 734-1	Washout tube end cap (2)
4	754-0	Bungi (2)
5	931-0	Tip batten locator (2)
6	006-1	Swivel tip (2)
7	707-0	Leading edge end cap (2)

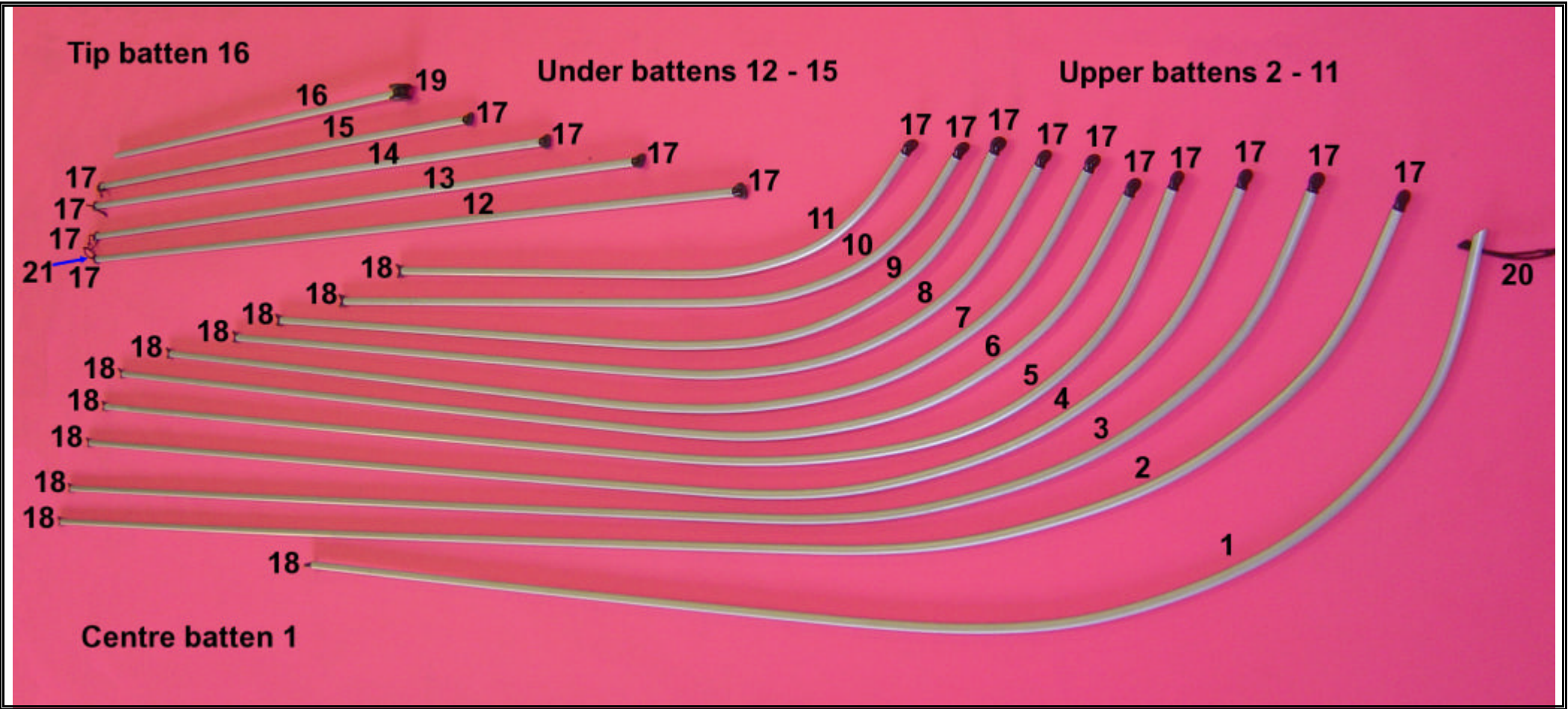
Side View



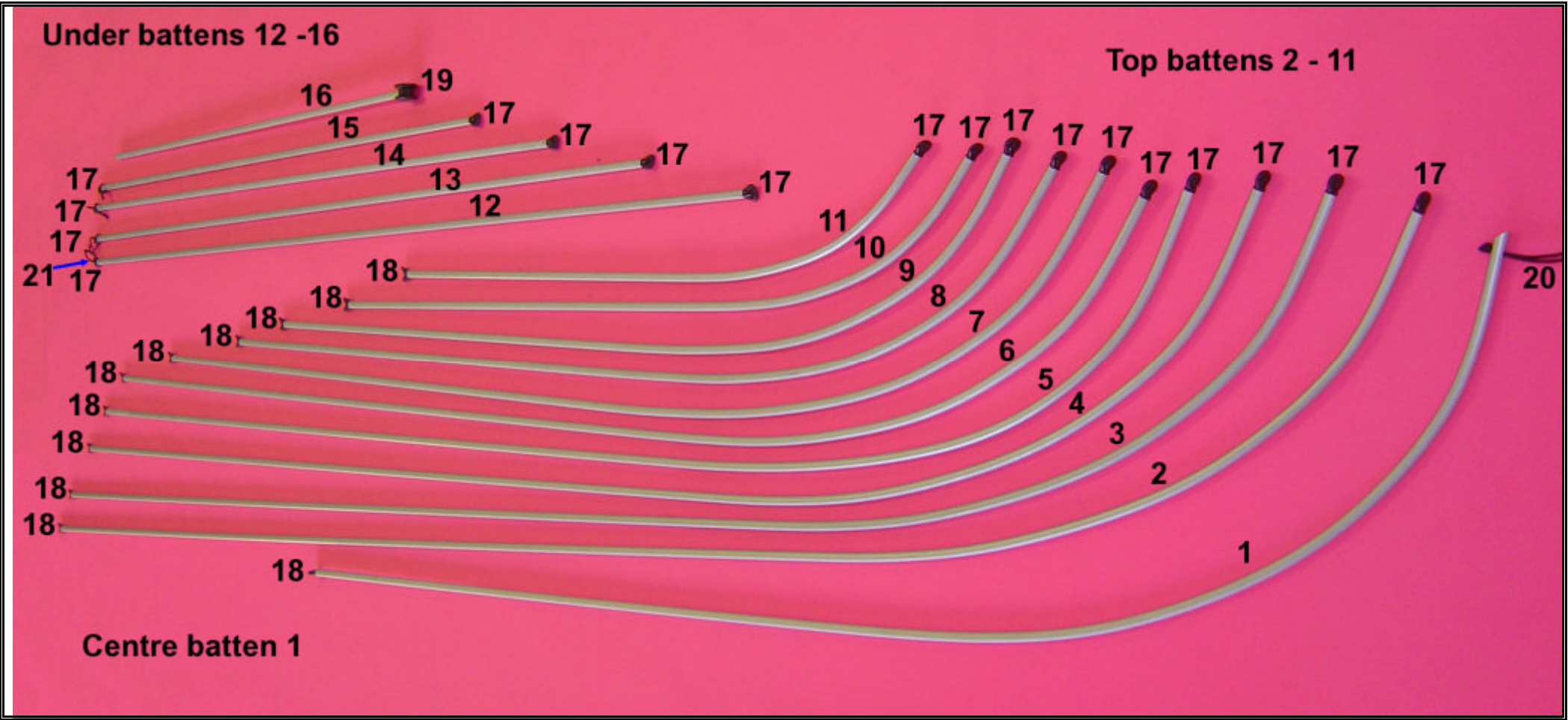
Front View



ITEM	PART NUMBER	DESCRIPTION
1	804-1 ; 804-3	Side flying cables (4)
2	803-3 ; 803-4	Rear flying cable (2)
3	802-3 ; 802-4	Front flying cable (2)
4	801-4 ; 801-5	Spreader bar cable (2)
5	805-3 ; 805-4	Top side cable
6	806-2 ; 806-3	Kingpost rear cable
7	806-2 ; 806-3	Kingpost front cable
8	010-1	Kingpost
9	005-1 ; 005-2	Leading edge (2)
10	029-1	Washout tube (2)
11	036-1	Spreader bar (2)
12	009-4 ; 009-5	Keel
13	034-0	Trapeze down tube (2)
14	035-1	Trapeze cross tube



ITEM	PART NUMBER	DESCRIPTION	AQUILLA I	QTY
1	019-3	Centre batten	1810	(1)
2	026-5	1 Half	1570	(2)
3	026-6	2 Half	1410	(2)
4	020-3	1 Upper	2310	(2)
5	021-3	2 Upper	2060	(2)
6	022-3	3 Upper	1795	(2)
7	023-3	4 Upper	1605	(2)
8	024-3	5 Upper	1360	(2)
9	025-3	6 Upper	1205	(2)
10	025-4	7 Upper	1000	(2)
11	025-5	8 Upper	850	(2)
12	028-4	1 Underside	1485	(2)
13	028-5	2 Underside	1330	(2)
14	028-6	3 Underside	1175	(2)
15	028-7	4 Underside	1025	(2)
16	027-2	Tip	835	(2)
17	721-0	Spade batten end		(36)
18	722-0	Fork batten end		(22)
19	723-0	Tip batten end		(2)
20	724-0	Centre batten bung		
21	754-0	Wing bung		



ITEM	PART NUMBER	DESCRIPTION	AQUILLA II	QTY
1	019-4	Centre batten	1740	(1)
2	020-4	1 Upper	2460	(2)
3	021-4	2 Upper	2344	(2)
4	022-4	3 Upper	2195	(2)
5	023-4	4 Upper	2065	(2)
6	024-4	5 Upper	1934	(2)
7	025-6	6 Upper	1730	(2)
8	025-7	7 Upper	1458	(2)
9	025-8	8 Upper	1280	(2)
10	025-9	9 Upper	1055	(2)
11	025-10	10 Upper	850	(2)
12	026-7	1 Underside	1485	(2)
13	026-8	2 Underside	1330	(2)
14	026-9	3 Underside	1175	(2)
15	026-10	4 Underside	1005	(2)
16	027-3	Tip	835	(2)
17	721-0	Spade batten end		(36)
18	722-0	Fork batten end		(22)
19	723-0	Tip batten end		(2)
20	724-0	Centre batten bung		
21	754-0	Wing bung		

